



Welcome to our Parents' meeting

September 2022



Meet the team



Miss Cleeton



Miss Barclay



Mrs Penn



Purpose and aims

- To meet your child's new teacher and to answer any questions you may have
- Provide the expectations for the end of the year in terms of the curriculum
- Explain the purpose of planners
- Clarify information about the school – based on parent questionnaire feedback



School Life

- ▶ School life is a free app that we use to communicate all letters, newsletters and notices through. Please ensure you have downloaded it and enabled notifications.
- ▶ If you have not received your personal log in, please contact the school office ASAP.
- ▶ Engagement with this app is important to keep up to date with all current information.

A typical school day



- Arrive at school on time for when the gates are opened
- Register
- Class assembly
- Lesson 1
- Lesson 2
- Break
- Lesson 3
- Dinner time
- Lessons
- Break (KSI)
- Home time collect from gate

Expectations of the academic year



- Curriculum content for Year One
- This is an overview of the year group of the relevant National Curriculum objectives.
- Essentially, each year group needs to be able to read and spell at their level. There are copies of the spellings relevant for each year group in the front of the planner. These are not exhaustive lists.



Curriculum Overview:

- ▶ Reading:
 - ▶ Word Reading Comprehension - VIPERS
- ▶ Writing:
 - ▶ Transcription
 - ▶ Handwriting
 - ▶ Composition
 - ▶ Vocabulary, grammar and punctuation
- ▶ Maths:
 - ▶ Number and Place Value
 - ▶ Addition and Subtraction
 - ▶ Multiplication and Division
 - ▶ Fractions
 - ▶ Measurement
 - ▶ Geometry



P.E Kits

- PE kits need to be in school everyday – shorts, t-shirts and black pumps. KS2 can also have tracksuit bottoms and trainers for outside sports.
- Normal PE days are...
- IMC – Tuesdays
- IJB – Thursdays (this is subject to change.)

Attendance



Regular attendance and punctuality are vital for good progress and we expect all children's attendance to be 97%.

Attendance is shown as a percentage figure and we have detailed research below that shows how attendance, even at this early stage of education, affects outcomes for children at GCSE. We hope the tables below illustrate for you the importance of good attendance; this includes avoiding taking holidays during term time.

If your child had less than 97% attendance, we would urge you to ensure their attendance improves this year.

Above 97%: Less than 6 days absence a year - Less than 30 Hours of Learning Lost
Excellent attendance! These young people will almost certainly get the best levels/grades they can, leading to better prospects for the future. Pupils will also get into a habit of attending school which will help in the future.

95%: 10 days absence a year - 50 Hours of Learning Lost
These pupils are less likely to achieve their target levels/grades and will start to find it difficult to maintain a habit of attending school regularly. Pupils who take a 2-week holiday every year can only achieve 95% attendance.

90%: 19 days absence a year - 95 Hours of Learning Lost
The Government classes pupils in this group as "Persistent Absentees", and it will be almost impossible to keep up with work and achieve their target levels/grades. Parents of young people in this group could also face the possibility of legal action being taken by Dudley Council, including the issuing of Penalty Notices and Fines.

Homework




- ▶ Homework will be set weekly on a WEDNESDAY, this should be completed by the following TUESDAY.
- ▶ Spellings should be learnt daily and will be tested on a Tuesday.
- ▶ Please ensure you sign the planner after your child has completed their homework.
- ▶ Homework may be online or in a paper form. Please check that Mathematics tasks have been completed correctly (**if the task has a red bar instead of green or orange, children should try the task again**) and then sign the planner to say they have completed it. If children find the homework too difficult, you may want to put a note in their planner.

Online homework



- **Mathletics** –the school pays for each child to be a member of Mathletics. This is a web based tool to help children learn and use a variety of maths skills. All children's logons are in their planners. Staff set most of their maths homework online every week through Mathletics. Tasks can be set but all tasks can also be accessed by children without them being set. 'Live Mathletics' is a great game to improve mental maths and rapid recall of facts.
- **Spelling Shed**– School also pays for every child to access **Spelling Shed**– this should be used daily to help children learn their weekly spellings, set by the class teacher weekly.
- **Times Tables Rock Stars**. School also pays for every child to access **Times Tables Rock Stars**. Children are expected to know times tables facts up to 12×12 , by the end of Year 4. This game really improves children's recall of times tables facts. There is a free app to download, or you can play on the website.
- **Numbots**. Paid for by school and created by the same company that produces TT Rockstars. It is focused on number recognition and fluency and supports mental calculations throughout school life.



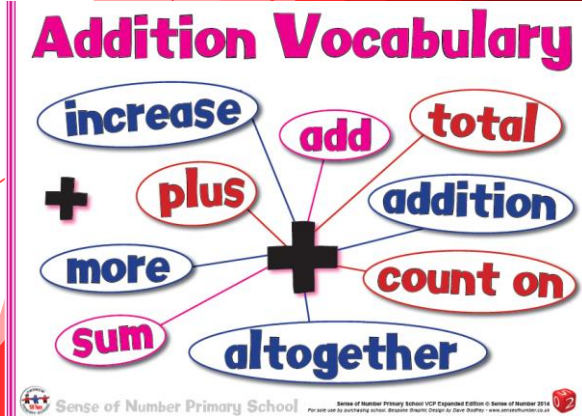
Planners

- Planners need to be in school everyday. In the planners there is a lot of information to help you support your child with their learning. We expect these to be used to communicate messages between home and school. We would like you to support us with your child's learning by using them regularly.
- Please check them daily.
- Reading: Read with your child daily and sign to say you have read with them – children can read a variety of texts including use of a kindle, iPad, magazine, comics etc. This is really important to help your child improve their vocabulary which further supports writing.



Planner content

- English glossary of terms, punctuation, word classes etc – explanation of the terms involved with grammar and punctuation to help with writing.
- Writing – Alan Peat Sentences – examples to help your child write sentences at home. Simply copy the grammatical sentence and change the vocabulary.
- Maths Visual Calculation Policy – there is a range of maths vocabulary to support the four operations. Visual calculation slides – the full document can be found on the school website. The maths VCP are used in classrooms throughout the school for the children to learn from – the teachers use these to support lessons.
- Sticker on first page – your child's log in for their online learning platforms.



Assessment

The Government expects schools to report to parents annually explaining where children are in relation to age related expectations.

Children will be working in bands, which are progressive.

D = Developing - below age related expectations

I = Inline - at age related expectations

G = Greater depth - mastering within the expected standard

The national expectation is that each child should be in line with age related expectations at the end of the year. Years 2 and 6 will be assessed against the Teacher Assessment Framework.

The tables indicate the age band at which an average child should be working at by the end of the academic year. Some children will be working above these bands, some below, what matters is that they are consistently making progress and always trying their best. The main thing is that you know where your child is currently at and what their next steps in learning are.

Reception will be assessed against the Early Learning Goals.

Table of codes

	Early learning Goals
Reception	Early Learning Goal (ELG)
	ELG Emerging = below age related
	ELG Expected = at age related
	ELG Exceeding = above age related

Year	Bands for end of year expectations	Term	MY BAND		
			Reading	Writing	Maths
Y1	1D = Developing age related expectations	Autumn			
	1I = Inline age related expectations	Spring			
	1G = Greater depth within age related expectations	Summer			
Y2	2D = Developing age related expectations	Autumn			
	2I = Inline age related expectations	Spring			
	2G = Greater depth within age related expectations	Summer			
Y3	3D = Developing age related expectations	Autumn			
	3I = Inline age related expectations	Spring			
	3G = Greater depth within age related expectations	Summer			
Y4	4D = Developing age related expectations	Autumn			
	4I = Inline age related expectations	Spring			
	4G = Greater depth within age related expectations	Summer			
Y5	5D = Developing age related expectations	Autumn			
	5I = Inline age related expectations	Spring			
	5G = Greater depth within age related expectations	Summer			
Y6	6D = Developing age related expectations	Autumn			
	6I = Inline age related expectations	Spring			
	6G = Greater depth within age related expectations	Summer			

When filled in, the table above will show the current band that children are working within at the end of each academic term, for their current year group.

Planners

Assessment – developing, inline or greater depth Assessment – We have worked as a group of Pentagon schools (5 local schools) to develop an assessment system. We have half termly meeting with senior leaders to discuss pupils' progress. We then teacher assess the pupils on whether they are developing, inline or working at greater depth against age related expectations.



Planners

- ▶ Please sign the Home/School agreement on page 4.

Home/School Agreement

School aims to:

- Achieve high standards of work and behaviour, encouraging children to do their best at all times.
- Contact parents if there is a problem with attendance, punctuality or equipment.
- Let parents know about any concerns or problems that affect their child's work or behaviour.
- Keep parents informed about school activities through regular letters home, newsletters and notices about special events.
- Welcome you into school at mutually appropriate times, to discuss your child's progress and send you an annual report detailing your child's achievements.
- Send weekly homework tasks to support classroom learning, appropriate to the age and ability of your child.

We are trying to encourage our children to take responsibility for their learning and to become more independent.

We ask all children to keep to our Code of Conduct.

I will try to:

- Listen when one person is talking and behave appropriately.
- Be sharing, caring and kind.
- Always do my best.
- Display good manners
- Follow The Rights Respecting Charter.

Together we will:

- Tackle any areas of concern.
- Encourage the children to keep the school's Code of Conduct.
- Support children's learning to help them achieve their best.

Home aims to:

- See that my child goes to School regularly, on time and properly equipped.
- Let the school know about any concerns or problems that might affect my child's work or behaviour.
- Support the School's policies and guidelines for behaviour.
- Support my child in homework and other opportunities for home learning.
- Attend parents' evenings and discussions about my child's progress.
- Let the school know, as soon as possible, reasons for absence.

Parent's signature: Date:

Child's signature: Date:

Teacher's signature: Date:



a	get	on
all	go	play
am	going	said
and	he	see
are	I	she
at	in	the
away	is	they
be	it	this
big	like	to
can	look	up
come	me	was
dad	mum	we
day	my	went
dog	no	yes
for	of	you

Planners – spellings

Reception = words chn need to recognise and spell by end of the year.

- ▶ We have weekly checks on spellings that children should practise at home. The spellings are put into a sentence also. Spellings always need to be taught in context. Key spellings that children get incorrect will be written into the planner for the children to practise regularly.



Year 1 Common Exception Words

a	friend	just	push	they
are	full	love	put	to
as	has	me	said	today
ask	he	my	says	was
be	here	no	school	what
by	his	of	she	where
call	house	once	so	we
called	go	one	some	were
come	I	our	the	you
do	is	pull	there	your

Year 2 Common Exception Words

after	class	floor	most	pretty
again	climb	gold	move	prove
any	clothes	grass	Mr	should
bath	cold	great	Mrs	steak
beautiful	could	half	old	sugar
because	door	hold	only	sure
behind	even	hour	parents	told
both	every	improve	pass	water
break	everybody	kind	past	were
busy	eye	last	path	who
child	fast	many	people	whole
children	father	mind	plant	wild
Christmas	find	money	poor	would

Plan
spellings



Year 3/4 Statutory Word List

accident	different	important	potatoes
accidentally	difficult	interest	pressure
actual	disappear	island	probably
actually	early	knowledge	promise
address	earth	learn	quarter
although	eight	length	question
answer	eighth	library	recent
appear	enough	material	regular
arrive	exercise	medicine	reign
believe	experience	mention	remember
bicycle	experiment	minute	sentence
breath	extreme	natural	separate
breathe	famous	naughty	special
build	favourite	notice	straight
busy	February	occasion	strange
business	forward	occasionally	strength
calendar	fruit	often	suppose
caught	grammar	opposite	surprise
centre	group	ordinary	therefore
century	guard	particular	though
certain	guide	peculiar	thought
circle	heard	perhaps	through
complete	heart	popular	various
consider	height	position	weight
continue	history	possess	woman
decide	imagine	possession	women
describe	increase	possible	

Year 5/6 Statutory Word List

accommodate	critic	hindrance	recognise
accompany	criticise	identity	recommend
according	curiosity	immediately	restaurant
achieve	definite	interfere	rhyme
aggressive	desperate	interrupt	rhythm
amateur	determined	language	sacrifice
ancient	develop	leisure	secretary
apparent	dictionary	lightning	shoulder
appreciate	disastrous	marvellous	signature
attached	embarrass	mischievous	sincere
available	environment	muscle	sincerely
average	equip	necessary	soldier
awkward	equipped	neighbour	stomach
bargain	equipment	nuisance	sufficient
bruise	especially	occupy	suggest
category	exaggerate	occur	symbol
cemetery	excellent	opportunity	system
committee	existence	parliament	temperature
communicate	explanation	persuade	thorough
community	familiar	physical	twelfth
competition	foreign	prejudice	variety
conscience	forty	privilege	vegetable
conscious	frequently	profession	vehicle
controversy	government	programme	yacht
convenience	guarantee	pronunciation	
correspond	harass	queue	

Plan
spellings




Reading Bingo

- ▶ Reading Challenge.
- ▶ Try and read as many books as you can to complete the different tasks in the boxes.
- ▶ An adult should initial the box when a book has been completed.
- ▶ Show your teacher when you have completed them all – will you be first?

Reading Bingo

Over the year, can you cross off all the squares by reading the following books? Each square needs to be a different book – so 31 books in total. Ask your parent/carer to initial each square when you complete it. Will you be the first in your class to complete it? Each time you complete this challenge, you will win a prize.

A book borrowed from the local library.	A book written before you were born.	A book that has been turned into a film.	A book with a red cover.
A book your parent/guardian read when they were a child.	A book set in the future.	A book with a number in the title.	Read instructions for something.
An award winning book.	A book by Roald Dahl.	A book that makes you laugh.	A book set in another country.
An adventure book.	A book borrowed from a friend/ family member.	A book recommended by a friend.	A book by Julia Donaldson or David Walliams.
A book recommended by a family member.	A book by Enid Blyton, Charles Dickens or CS Lewis.	A poetry book.	Read your favourite book again.
A book with a male main character.	A book about a historical event.	A book with royalty in it, real or imaginary.	A book set during Christmas.
A book with a female main character.	A comic book.	A book that was written over 50 years ago.	A book with a name in the title.
A book with a one word title.	A non-fiction book.	A book with an animal on the cover.	



Reading VIPERS

▶ VIPERS is a helpful acronym of the different reading skills that we use in all of our reading.

▶ You can use these question to help you ask your child questions about the books they are reading.

Reading VIPERS

VIPERS is a helpful acronym of the different reading skills that we use in all of our reading.

KS1 VIPERS

KS2 VIPERS

KS1 VIPERS example questions	KS2 VIPERS example questions
<p>Vocabulary</p> <ul style="list-style-type: none"> • Which word/phrase tells you that...? • Which of the words best describes the character/setting/mood? • Can you think of any other words the author could have used to describe this? 	<p>Vocabulary</p> <ul style="list-style-type: none"> • Which keyword tells you about the character/setting/mood? • Find one word in the text which means..... • Find a word or phrase which shows/suggests that.....
<p>Infer</p> <ul style="list-style-type: none"> • How can you tell that...? Why did ... happen? • Can you explain why.....? • What do you think the author intended when they said.....? 	<p>Infer</p> <ul style="list-style-type: none"> • Find and copy a group of words which show that... • How do these words make the reader feel? How does this paragraph suggest this? • What voice might these characters use?
<p>Predict</p> <ul style="list-style-type: none"> • Look at the book cover/blurb – what do you think this book will be about? • What is happening now? What happened before? • What will happen next? Give evidence from the text. 	<p>Predict</p> <ul style="list-style-type: none"> • What does this paragraph suggest will happen next? What makes you think this? • Do you think the choice of setting will influence how the plot develops? • Do you think... will happen? Yes, no or maybe? • Explain your answer using evidence from the text.
<p>Explain</p> <ul style="list-style-type: none"> • Who is your favourite character? Why? • Would you like to live in this setting? Why/why not? • Do you like this text? What do you like about it? 	<p>Explain</p> <ul style="list-style-type: none"> • What is the author's point of view? How does the author engage the reader here? • How does the author engage the reader here? • Which part was the most interesting/exciting?
<p>Retrieve</p> <p>What kind of text is this? Who did.....? Where did.....? When did.....? What happened when.....? Why did happen? How many.....?</p>	<p>Retrieve</p> <ul style="list-style-type: none"> • How would you describe this story/text? What genre is it? How do you know? How did....? How often...? • Who had...? Who is...? Who did...?
<p>Sequence</p> <ul style="list-style-type: none"> • What happened after ...? • What was the first thing that happened in the story? 	<p>Summarize</p> <ul style="list-style-type: none"> • Summarize what changes in chapter... • Can you summarise in a sentence the opening/middle/end of the story?



Groups used with the kind permission of The Literacy Shed.



Planners – times tables

- ▶ By the end of Year 4, children should know and recall multiplication and division facts for multiplication tables up to 12×12 .

Times tables			
<u>1 x table</u> 1 x 0 = 0 1 x 1 = 1 1 x 2 = 2 1 x 3 = 3 1 x 4 = 4 1 x 5 = 5 1 x 6 = 6 1 x 7 = 7 1 x 8 = 8 1 x 9 = 9 1 x 10 = 10 1 x 11 = 11 1 x 12 = 12	<u>2 x table</u> 2 x 0 = 0 2 x 1 = 2 2 x 2 = 4 2 x 3 = 6 2 x 4 = 8 2 x 5 = 10 2 x 6 = 12 2 x 7 = 14 2 x 8 = 16 2 x 9 = 18 2 x 10 = 20 2 x 11 = 22 2 x 12 = 24	<u>3 x table</u> 3 x 0 = 0 3 x 1 = 3 3 x 2 = 6 3 x 3 = 9 3 x 4 = 12 3 x 5 = 15 3 x 6 = 18 3 x 7 = 21 3 x 8 = 24 3 x 9 = 27 3 x 10 = 30 3 x 11 = 33 3 x 12 = 36	<u>4 x table</u> 4 x 0 = 0 4 x 1 = 4 4 x 2 = 8 4 x 3 = 12 4 x 4 = 16 4 x 5 = 20 4 x 6 = 24 4 x 7 = 28 4 x 8 = 32 4 x 9 = 36 4 x 10 = 40 4 x 11 = 44 4 x 12 = 48
<u>5 x table</u> 5 x 0 = 0 5 x 1 = 5 5 x 2 = 10 5 x 3 = 15 5 x 4 = 20 5 x 5 = 25 5 x 6 = 30 5 x 7 = 35 5 x 8 = 40 5 x 9 = 45 5 x 10 = 50 5 x 11 = 55 5 x 12 = 60	<u>6 x table</u> 6 x 0 = 0 6 x 1 = 6 6 x 2 = 12 6 x 3 = 18 6 x 4 = 24 6 x 5 = 30 6 x 6 = 36 6 x 7 = 42 6 x 8 = 48 6 x 9 = 54 6 x 10 = 60 6 x 11 = 66 6 x 12 = 72	<u>7 x table</u> 7 x 0 = 0 7 x 1 = 7 7 x 2 = 14 7 x 3 = 21 7 x 4 = 28 7 x 5 = 35 7 x 6 = 42 7 x 7 = 49 7 x 8 = 56 7 x 9 = 63 7 x 10 = 70 7 x 11 = 77 7 x 12 = 84	<u>8 x table</u> 8 x 0 = 0 8 x 1 = 8 8 x 2 = 16 8 x 3 = 24 8 x 4 = 32 8 x 5 = 40 8 x 6 = 48 8 x 7 = 56 8 x 8 = 64 8 x 9 = 72 8 x 10 = 80 8 x 11 = 88 8 x 12 = 96
<u>9 x table</u> 9 x 0 = 0 9 x 1 = 9 9 x 2 = 18 9 x 3 = 27 9 x 4 = 36 9 x 5 = 45 9 x 6 = 54 9 x 7 = 63 9 x 8 = 72 9 x 9 = 81 9 x 10 = 90 9 x 11 = 99 9 x 12 = 108	<u>10 x table</u> 10 x 0 = 0 10 x 1 = 10 10 x 2 = 20 10 x 3 = 30 10 x 4 = 40 10 x 5 = 50 10 x 6 = 60 10 x 7 = 70 10 x 8 = 80 10 x 9 = 90 10 x 10 = 100 10 x 11 = 110 10 x 12 = 120	<u>11 x table</u> 11 x 0 = 0 11 x 1 = 11 11 x 2 = 22 11 x 3 = 33 11 x 4 = 44 11 x 5 = 55 11 x 6 = 66 11 x 7 = 77 11 x 8 = 88 11 x 9 = 99 11 x 10 = 110 11 x 11 = 121 11 x 12 = 132	<u>12 x table</u> 12 x 0 = 0 12 x 1 = 12 12 x 2 = 24 12 x 3 = 36 12 x 4 = 48 12 x 5 = 60 12 x 6 = 72 12 x 7 = 84 12 x 8 = 96 12 x 9 = 108 12 x 10 = 120 12 x 11 = 132 12 x 12 = 144

By the end of Year 4, children should know and recall multiplication and division facts for multiplication tables up to 12 x 12.

STOP (Several Times On Purpose) – anti bullying

- Here at Blanford Mere we use the acronym STOP to define bullying – Several Times on Purpose – not the odd occasion where children are unkind to each other.
- We provide children with workshops, and through PSHE we talk about this issue. If there are any occasions where you may feel that your child is being treated unkindly – please do not hesitate to see your child's class teacher or Phase leader.
- If you would like further information about what the school will do to support you then please see our website for the policy.

Bullying - STOP



STOP = Several Times On Purpose.

Although bullying is not an issue at Blanford Mere, it is important that you are aware of the steps to take if you feel there is a problem with bullying – with you, or someone else.

Remember **STOP** when thinking about bullying. Bullying is Several Times On Purpose. **Bullying is not one-off occasions.**

Bullying can be:

- Name calling, teasing or making you feel uncomfortable
- Making things up to get you into trouble
- Hitting, pinching, pushing etc.
- Taking things away from you, including stealing your money
- Damaging your belongings
- Taking your friends away from you
- Telling lies about you and making threats

If you are being bullied:

- Try to look confident, even if you don't feel it
- Don't let a bully know you are upset
- Try to stay in safe areas at school with other people you trust
- If you see someone on their own, make friends with them

Always tell someone; a friend, a teacher, or your parents.

It is not telling tales and you won't get into trouble.

If you can't talk about it, write a note. You will be listened to and things will change.

Please see our website for our Anti-bullying and Behaviour Policy.



STOP – anti bullying

- We take this issue very serious as a school – from pupil voice/parent surveys we do not have an issue with this here at Blanford Mere. We do a lot of work in school with the children to ensure they understand the difference between bullying and unkindness.
- Bullying is usually defined as behaviour that is:

Repeated, intended to hurt someone either physically or emotionally, often aimed at certain groups, e.g. because of race, religion, gender or sexual orientation

- It takes many forms and can include: physical assault, teasing, making threats, name calling, cyberbullying – bullying via mobile phone or online (e.g. email, social networks and instant messenger)

Bullying - STOP



STOP = Several Times On Purpose.

Although bullying is not an issue at Blanford Mere, it is important that you are aware of the steps to take if you feel there is a problem with bullying – with you, or someone else.

Remember **STOP** when thinking about bullying. Bullying is Several Times On Purpose. **Bullying is not one-off occasions.**

Bullying can be:

- Name calling, teasing or making you feel uncomfortable
- Making things up to get you into trouble
- Hitting, pinching, pushing etc.
- Taking things away from you, including stealing your money
- Damaging your belongings
- Taking your friends away from you
- Telling lies about you and making threats

If you are being bullied:

- Try to look confident, even if you don't feel it
- Don't let a bully know you are upset
- Try to stay in safe areas at school with other people you trust
- If you see someone on their own, make friends with them

Always tell someone; a friend, a teacher, or your parents.

It is not telling tales and you won't get into trouble.

If you can't talk about it, write a note. You will be listened to and things will change.

Please see our website for our Anti-bullying and Behaviour Policy.




















Online Safety

- ▶ Talking about online safety
- ▶ <https://www.nspcc.org.uk/keeping-children-safe/online-safety/talking-child-online-safety/>
- ▶ Setting up parental controls
- ▶ <https://www.nspcc.org.uk/keeping-children-safe/online-safety/parental-controls/>

Online Safety – Social Media

APPS AND THEIR AGE RATINGS

13+		16+	
 Facebook	 Snapchat	 WhatsApp	
 Instagram	 Twitter		
 TikTok	 Kik	 Sarahah	 MeetMe
 YouNow	 Yubo	 YOLO	 LiveMe
 House Party	 Monkey		

Online Safety

- <https://nationalonlinesafety.com/guides>

What Parents & Carers Need to Know about YOUTUBE KIDS

YouTube Kids is a child-friendly version of YouTube which offers a colourful and easy-to-navigate environment that's suitable for young children. This app is easily accessible and available for mobile devices, which can be downloaded without needing the YouTube app on the device. Despite YouTube Kids seeming like a very child-friendly platform, it has raised concerns over its advertising and inappropriate content seeping through the curation process.

SETTING UP

- 1 Download the YouTube Kids app and connect your own YouTube channel.
- 2 Input your child's name, age and birth month.
- 3 Select the types of videos you'd like to include for your child based on their age and your own personal choice.
- 4 If you decide to approve the content yourself, the app will present you with simple videos for you to accept and reject.
- 5 Once you've made your choice, you're ready to use the app!

Advice for Parents & Carers

REMOVE ADVERTISEMENTS

YouTube Kids offers parents the option to remove all ads from their child's experience. If you decide you don't want your child being exposed to ads, you can turn off ads in the YouTube Kids app settings.

BE WARAY OF UNSUITABLE CONTENT

YouTube Kids has a filter to block out any content that is deemed inappropriate for children. However, it's important to be aware that the app's filter is not perfect and some inappropriate content may still be visible to your child.

DISABLE SEARCH OPTION

YouTube Kids has a filter to block out any content that is deemed inappropriate for children. However, it's important to be aware that the app's filter is not perfect and some inappropriate content may still be visible to your child.

RESTRICT VIEWING TIME

The YouTube Kids app provides you with the option to set a viewing time for your child. This can be set to a maximum of 30 minutes per day, which can be adjusted to suit your child's needs.

MONITOR WATCH HISTORY

YouTube Kids has also made it possible for parents to monitor their child's watch history. This allows you to see what your child has watched and how long they have spent watching each video.

WATCH TOGETHER

It's important to make YouTube Kids a fun and positive experience for your child. This may require spending time watching content and content that is suitable for them. Try to watch with your child and discuss any videos that they watch together.



National Online Safety
#WakeUpWednesday

www.nationalonlinesafety.com | [@natonsafety](https://twitter.com/natonsafety) | [/NationalOnlineSafety](https://facebook.com/natonsafety) | [@nationalonlinesafety](https://instagram.com/natonsafety)

What Parents & Carers Need to Know about WHATSAPP

WhatsApp is the world's most popular messaging service, with around two billion users exchanging texts, photos, videos and documents. It's used for most of the world's mobile phones. Parents and carers need to know that WhatsApp can only be used by people who have a mobile phone. WhatsApp can't be used on a computer or tablet. It's important to know that WhatsApp can't be used on a computer or tablet. It's important to know that WhatsApp can't be used on a computer or tablet.

WHAT ARE THE RISKS?

WhatsApp occasionally send WhatsApp messages to other people. This is done to help WhatsApp improve its service. It's important to know that WhatsApp can't be used on a computer or tablet. It's important to know that WhatsApp can't be used on a computer or tablet.

SCAMS

Scammers occasionally send WhatsApp messages to other people. This is done to help WhatsApp improve its service. It's important to know that WhatsApp can't be used on a computer or tablet. It's important to know that WhatsApp can't be used on a computer or tablet.

POTENTIAL CYBERBULLYING

Group chat or video calls are a great way to connect with friends. However, it's important to know that WhatsApp can't be used on a computer or tablet. It's important to know that WhatsApp can't be used on a computer or tablet.

CONTACT FROM STRANGERS

To start a WhatsApp chat, you need to provide your phone number. It's important to know that WhatsApp can't be used on a computer or tablet. It's important to know that WhatsApp can't be used on a computer or tablet.

LOCATION SHARING

The 'location' feature lets users share their location with others. It's important to know that WhatsApp can't be used on a computer or tablet. It's important to know that WhatsApp can't be used on a computer or tablet.

ENABLING FAKE NEWS

WhatsApp has unfortunately been linked to spreading the spread of dangerous news. It's important to know that WhatsApp can't be used on a computer or tablet. It's important to know that WhatsApp can't be used on a computer or tablet.

Advice for Parents & Carers

CREATE A SAFE PROFILE

Even though someone would need a child's phone number to contact them, it's important to be aware that WhatsApp can't be used on a computer or tablet. It's important to know that WhatsApp can't be used on a computer or tablet.

EXPLAIN ABOUT BLOCKING

If your child receives spam or offensive messages, you should block them. It's important to know that WhatsApp can't be used on a computer or tablet. It's important to know that WhatsApp can't be used on a computer or tablet.

REPORT POTENTIAL SCAMS

Young people shouldn't engage with any suspicious messages. It's important to know that WhatsApp can't be used on a computer or tablet. It's important to know that WhatsApp can't be used on a computer or tablet.

LEAVE A GROUP

If your child is in a group chat that is no longer needed, you should leave the group. It's important to know that WhatsApp can't be used on a computer or tablet. It's important to know that WhatsApp can't be used on a computer or tablet.

THINK ABOUT LOCATION

If your child needs to use the 'location' feature, you should discuss it with them. It's important to know that WhatsApp can't be used on a computer or tablet. It's important to know that WhatsApp can't be used on a computer or tablet.

DELETE ACCIDENTAL MESSAGES

If your child posts a message they regret, you should delete it. It's important to know that WhatsApp can't be used on a computer or tablet. It's important to know that WhatsApp can't be used on a computer or tablet.

CHECK THE FACTS

You can now fact-check messages before you send them. It's important to know that WhatsApp can't be used on a computer or tablet. It's important to know that WhatsApp can't be used on a computer or tablet.



National Online Safety
#WakeUpWednesday

www.nationalonlinesafety.com | [@natonsafety](https://twitter.com/natonsafety) | [/NationalOnlineSafety](https://facebook.com/natonsafety) | [@nationalonlinesafety](https://instagram.com/natonsafety)

What Parents & Carers Need to Know about MINECRAFT

Minecraft is a beloved classic of modern gaming. First released in 2011, this open-ended 'sandbox' game of building and exploration still has over 140 million players who happily return to play it at least once every month. Minecraft has also been used for much more than just entertainment: it's sometimes used in schools to teach children coding, and it's also employed as a tool for computer-aided design, which is another valuable skill. Encouraging creativity and problem solving, Minecraft has plenty to offer gamers of all ages, and it's available on almost all video game platforms.

WHAT ARE THE RISKS?

Joining a public network (called a 'server') lets your child potentially interact with strangers through text chat. Some servers focus on building, while others are dedicated to role-playing – encouraging direct player interaction. Anyone can join public servers and connecting to one is relatively simple. Public servers (IP addresses (and therefore a server's location) are easy to find with search engines.

PUBLIC SERVERS

Joining a public network (called a 'server') lets your child potentially interact with strangers through text chat. Some servers focus on building, while others are dedicated to role-playing – encouraging direct player interaction. Anyone can join public servers and connecting to one is relatively simple. Public servers (IP addresses (and therefore a server's location) are easy to find with search engines.

SCARY ELEMENTS

The visual design and gameplay of Minecraft is pure fun. However, as there's nothing too unfavourable in the game, however, some of the features that can be encountered might prove a little too scary for very young players. In the game, certain enemies come out at night and are accompanied by audio – such as zombie moans and skeleton bone rattles – that may unsettle young ones.

ADDITIONAL PURCHASES

After initially buying the game, players can make optional extra purchases for cosmetic items and other features. Minecraft Realms is an optional online subscription (requiring regular payments) that lets users run a multiplayer server to play with their friends. Most games consoles do not need an active subscription to enable online play – so online gaming can usually be done on a console too.

GRIEFING

Some people in Minecraft delight in purposefully damaging or destroying another player's creation. This is called 'griefing' and is a form of bullying. It's important to know that Minecraft can't be used on a computer or tablet. It's important to know that Minecraft can't be used on a computer or tablet.

ADDICTIVENESS

Minecraft's gameplay is relatively simple, and the outcome (when a child has built something new, for instance) can be extremely gratifying. This can make the game highly addictive. It's easy to lose track of time while playing Minecraft, so parents should encourage young players to forget about other activities like homework or enjoying family time.

Advice for Parents & Carers

RESEARCH CONTENT CREATORS

There are a lot of Minecraft content creators who release helpful videos about the game on YouTube. It's important to know that Minecraft can't be used on a computer or tablet. It's important to know that Minecraft can't be used on a computer or tablet.

CHOOSE THE RIGHT MODE

Selecting 'creative' or 'peaceful' mode allows children to play Minecraft without having to 'fight' or 'survive'. It's also a great way for you to get used to playing the game with them, since the difficulty level is lower. This allows you to work together on a long-term project, creating something special without the threat of menacing zombies or creepers damaging your build.

HOST A PRIVATE SERVER

The easiest way to find a safe server for your child to play on is to make one yourself. Hosting a server gives you more control, but it's important to know that Minecraft can't be used on a computer or tablet. It's important to know that Minecraft can't be used on a computer or tablet.

ENCOURAGE BREAKS

It's easy for the hours to fly by while your child is playing Minecraft, so reminding them to take regular breaks is essential. This is a useful way for them to learn about time management, which they'll benefit from as they get older. It will also teach them to play more responsible games in moderation – limiting obsessive behaviour and allowing them to manage their day better.

TALK ABOUT STRANGERS

At some point in their lives, almost everyone needs to have contact with a stranger online. Talking to your child about online safety, therefore, is a normal 'part of growing up' in a place for dealing with any hostile or difficult strangers. Ensure that your child knows never to tell a stranger about themselves online, and that they should come to you straight away if they do encounter a problem.



National Online Safety
#WakeUpWednesday

www.nationalonlinesafety.com | [@natonsafety](https://twitter.com/natonsafety) | [/NationalOnlineSafety](https://facebook.com/natonsafety) | [@nationalonlinesafety](https://instagram.com/natonsafety)



Cyber Bullying

- ▶ We do our utmost to keep our children safe in school – internet access is limited to child friendly sites. Each week a log of any children or staff trying to access any unsuitable websites and incidents are dealt with by Miss Stanton – if parents need to be informed about incidents then Miss Stanton will contact you.

Behaviour

▶ Rights Respecting School

We encourage good behaviour in a variety of ways at Blanford Mere. Underpinning this is the Rights Respecting charter – details of the articles can be found in your child's planner. We are a Rights Respecting School. This means that we enable children to access their rights every day at school and teach them to respect their own and others' rights. The children learn about this in all aspects of life from classroom work to assemblies. In each class, children have chosen 4-5 articles that will underpin their values of how they behave in their classroom. We have lunchtime charters created by the children and will be working together to develop a playground charter.



Behaviour



- ▶ Rewards and sanctions & KSI and KS2 end of term treat – golden time
- ▶ We promote good behaviour amongst the children: children are rewarded with stickers, certificates, post cards home and head/deputy awards.
- ▶ KSI and KS2 operate a reward system called Golden time. Each pupil is rewarded weekly for their behaviour by having 20 minutes golden time (usually on a Friday afternoon).

Behaviour



- ▶ Rewards and sanctions & KSI and KS2 end of term treat – golden time
- ▶ If children have not met our expectations of behaviour, then they can have golden time taken off them in five minute intervals dependent on the incident. At the end of every term, KSI and KS2 are rewarded with an End of term treat for those pupils who have not lost 25 minutes golden time (5 red stickers in one term = lose end of term treat). End of term treats may be different to previous years, in line with the current government guidance.
- ▶ If your child gets a red sticker, this will be put in their planner. Please sign the sticker so that we know that you are aware of this. After 3 red stickers in one term, the class teacher will speak with you.
- ▶ If they have received 5 red stickers, then those pupils and parents are informed and will lose out on the treat. There are very few pupils who do lose out! Our full behaviour policy can be found on the school website.

All children's names will be placed on green on a chart like this in the class.

They can move up and down the chart, depending on their behaviour.

It is expected that children show good behaviour and remain on at least green as 'green is good'.

What will happen?	Examples of behaviour:	
GOLD is great! <ul style="list-style-type: none"> • Gold sticker to wear ☺ • Gold sticker in planner ☺ • Gold sticky dot on wall ☺ • After 5 times on GOLD, you will get a certificate from Mrs Miller in assembly. 	GOLD is awarded for consistently maintaining the standards in SILVER and is given when silver has been achieved 5x in a term.	
SILVER is super! <ul style="list-style-type: none"> • Silver sticker to wear ☺ • Silver sticker in planner ☺ • Silver sticky dot on wall ☺ • After 5 times on SILVER, you will get a GOLD. 	<ul style="list-style-type: none"> - Respectful at all times - Polite and courteous at all times. - e.g. holding doors open - Kind and caring at all times 	<ul style="list-style-type: none"> - Listening and engaging in learning - High standard of work - Persevering with tasks - Ready to learn - A positive attitude to school life
GREEN is good! EVERYONE STARTS on green every morning.	<ul style="list-style-type: none"> - Respectful - Effort (doing your best) - Polite - Kind - Listening well - Sitting properly 	<ul style="list-style-type: none"> - Producing a good standard of work - Ready to learn (planner, pencil, reading book, PE kit) - Correct uniform - Lining up sensibly - The right attitude to school life
ORANGE = 1st # WARNING <ul style="list-style-type: none"> • Teacher will date chart • 5 oranges on separate days - 1 red (5 mins Golden Time lost). 	<ul style="list-style-type: none"> - Not ready to learn. eg. no planner, no pencil, no P.E. kit etc. - Disrespect: rolling eyes, shrugging shoulders, mumbling back, sighing, pulling faces, arguing back - Rudeness 	<ul style="list-style-type: none"> - Being unkind - Moving when you shouldn't - Poor listening skills - Lack of effort/ focus - Incorrect uniform (not tucking shirt in, trainers, no tie) - Not lining up sensibly - A poor attitude to school life
RED = 2nd orange WARNING (in 1 day) <ul style="list-style-type: none"> • Teacher will date chart (5 fill in behaviour log on computer) • RED sticker in planner • 5 mins golden time lost • 5 mins time out in another class • 5 mins make up the lost time at break/ lunch time. 	<ul style="list-style-type: none"> - Not ready to learn. eg. no planner, no pencil, no P.E. kit etc. - Disrespect: rolling eyes, shrugging shoulders, mumbling back, sighing, pulling faces, arguing back - Rudeness - Moving when you shouldn't - Being unkind - Poor listening skills - Lack of effort/ focus - A poor attitude to school life 	<p>Each RED warning - RED sticker in your planner for parents to sign.</p> <p>1st - RED sticker in your planner for parents to sign.</p> <p>2nd - RED sticker in your planner for parents to sign.</p> <p>3rd - RED sticker in your planner for parents to sign. You will be sent to your Key Stage Leader. Your teacher will speak to your parent.</p> <p>4th - RED sticker in your planner for parents to sign. You will be sent to your Key Stage Leader. Your teacher will speak to your parent with your Key Stage Leader.</p> <p>5th - RED sticker in your planner for parents to sign. You will be sent to the Deputy Head. Your teacher will speak to your parent with Mrs Stenton. Your play / lunch timer will be limited. You will lose the end of term treat.</p> <p>6th - a RED sticker will be put in the planner for parents to sign. NHT to call parents in for a meeting.</p>
GREY <ul style="list-style-type: none"> • You will be sent to Mrs Miller in Mrs Stenton. • Your play / lunch timer will be limited. • Teacher will date chart & fill in behaviour log. • Key Stage Leader/ Deputy / Head teacher will see your parent at the end of the day. • Depending on the severity, you could be awarded minutes of 5 removal, loss of golden time and get red warning. E.g. you could be 2x removal of 5 mins and get 2 red warning stickers. It could be 5. 	<ul style="list-style-type: none"> - refusal to do what an adult asks, - physical violence, - backchat, - offensive language directed at people. 	

If they go above and beyond expectations, they will move to silver and gold.

Rewards will be given for positive behaviour.

However, poor behaviour will mean they will move down the chart to orange, red or grey as consequences for their behaviour.

<p>GOLD is great!</p> <ul style="list-style-type: none"> • Gold sticker to wear ☺ • Gold sticker in planner ☺ • Gold sticky dot on wall ☺ • After 5 times on GOLD, you will get a certificate from Mrs Miller in assembly. 	<p>GOLD is awarded for consistently maintaining the standards in SILVER and is given when silver has been achieved 5x in a term.</p>	
<p>SILVER is super!</p> <ul style="list-style-type: none"> • Silver sticker to wear ☺ • Silver sticker in planner ☺ • Silver sticky dot on wall ☺ • After 5 times on SILVER, you will get a GOLD. 	<ul style="list-style-type: none"> - Respectful at all times - Polite and courteous at all times. - e.g. holding doors open - Kind and caring at all times 	<ul style="list-style-type: none"> - Listening and engaging in learning - High standard of work - Persevering with tasks - Ready to learn - A positive attitude to school life
<p>GREEN is good! EVERYONE STARTS on green every morning.</p>	<ul style="list-style-type: none"> - Respectful - Effort (doing your best) - Polite - Kind - Listening well - Sitting properly 	<ul style="list-style-type: none"> - Producing a good standard of work - Ready to learn (planner, pencil, reading book, PE kit) - Correct uniform - Lining up sensibly - The right attitude to school life
<p>ORANGE = 1st WARNING</p> <ul style="list-style-type: none"> • Teacher will date chart • 5 oranges in separate days - 1 red (5 mins Golden Time lost). 	<ul style="list-style-type: none"> - Not ready to learn. eg. no planner, no pencil, no P.E. kit etc. - Disrespect: rolling eyes, shrugging shoulders, mumbling back, sighing, pulling faces, arguing back - Rudeness 	<ul style="list-style-type: none"> - Being unkind - Moving when you shouldn't - Poor listening skills - Lack of effort/ focus - Incorrect uniform (not tucked shirt in, trainers, no tie) - Not lining up sensibly - A poor attitude to school life
<p>RED = 2nd orange WARNING (in 1 day)</p> <ul style="list-style-type: none"> • Teacher will date chart (5 min in behaviour log in computer) • RED sticker in planner • 5 mins golden time lost • 5 mins time out in another class • 5 mins make up the lost time at break/ lunch time. 	<ul style="list-style-type: none"> - Not ready to learn. eg. no planner, no pencil, no P.E. kit etc. - Disrespect: rolling eyes, shrugging shoulders, mumbling back, sighing, pulling faces, arguing back - Rudeness - Moving when you shouldn't - Being unkind - Poor listening skills - Lack of effort/ focus - A poor attitude to school life 	<p>Each RED warning - RED sticker in your planner for parents to sign.</p> <p>1st - RED sticker in your planner for parents to sign.</p> <p>2nd - RED sticker in your planner for parents to sign.</p> <p>3rd - RED sticker in your planner for parents to sign. You will be sent to your Key Stage Leader. Your teacher will speak to your parent.</p> <p>4th - RED sticker in your planner for parents to sign. You will be sent to your Key Stage Leader. Your teacher will speak to your parent with your Key Stage Leader.</p> <p>5th - RED sticker in your planner for parents to sign. You will be sent to the Deputy Head. Your teacher will speak to your parent with Mr Stubbs. Your play / lunch timer will be limited. You will lose the end of term treat.</p> <p>6th - a RED sticker will be put in the planner for parents to sign. NM to call parents in for a meeting.</p>
<p>GREY</p> <ul style="list-style-type: none"> • You will be sent to Mrs Miller or Mrs Denton. • Your play / lunch timer will be limited. • Teacher will date chart & put in behaviour log • Key Stage Leader/ Deputy / Head teacher will see your parent at the end of the day. • Depending on the situation, you could be awarded one week of 5 mins time of golden time and get red warnings. Eg. you could be 2x one-week of 5 mins and get 2 red warnings and then it could be 5. 	<ul style="list-style-type: none"> - refusal to do what an adult asks, - physical violence, - backchat, - inappropriate language directed at people. 	

The chart is to help achieve a consistent approach to behaviour in the school.

Obviously, there will be some incidents that need discretion and teachers may need to treat those cases in a different manner.

All children start on green everyday.

Possible end of term treats

AUTUMN TREAT = Christmas Games afternoon

SPRING TREAT = Round robin activities afternoon KS1 – am, KS2 – pm.

SUMMER TREAT = Bouncy Castles Day

What will happen?	Examples of behaviour:	
GOLD is great! <ul style="list-style-type: none"> • Gold sticker to wear ☺ • Gold sticker in planner ☺ • Gold sticky dot on wall ☺ • After 5 times on GOLD, you will get a certificate from Mrs Miller in assembly. 	GOLD is awarded for consistently maintaining the standards in SILVER and is given when silver has been achieved 5x in a term.	
SILVER is super! <ul style="list-style-type: none"> • Silver sticker to wear ☺ • Silver sticker in planner ☺ • Silver sticky dot on wall ☺ • After 5 times on SILVER, you will get a GOLD. 	<ul style="list-style-type: none"> - Respectful at all times - Polite and courteous at all times. - e.g. holding doors open - Kind and caring at all times 	<ul style="list-style-type: none"> - Listening and engaging in learning - High standard of work - Persevering with tasks - Ready to learn - A positive attitude to school life
GREEN is good! EVERYONE STARTS on green every morning.	<ul style="list-style-type: none"> - Respectful - Effort (doing your best) - Polite - Kind - Listening well - Sitting properly 	<ul style="list-style-type: none"> - Producing a good standard of work - Ready to learn (planner, pencil, reading book, PE kit) - Correct uniform - Lining up sensibly - The right attitude to school life
ORANGE = 1st WARNING <ul style="list-style-type: none"> • Teacher will date chart • 5 oranges on separate days - 1 red (5 mins Golden Time lost). 	<ul style="list-style-type: none"> - Not ready to learn. eg no planner, no pencil, no P.E. kit etc. - Disrespect: rolling eyes, shrugging shoulders, mumbling back, sighing, pulling faces, arguing back - Rudeness 	<ul style="list-style-type: none"> - Being unkind - Moving when you shouldn't - Poor listening skills - Lack of effort/ focus - Incorrect uniform (not tucking shirt in, trainers, no tie) - Not lining up sensibly - A poor attitude to school life
RED = 2nd orange WARNING (in 1 day) <ul style="list-style-type: none"> • Teacher will date chart (5 min in behaviour log on computer) • RED sticker in planner • 5 mins golden time lost • 5 mins time out in another class • 5 mins make up the lost time at break/ lunch time. 	<ul style="list-style-type: none"> - Not ready to learn. eg no planner, no pencil, no P.E. kit etc. - Disrespect: rolling eyes, shrugging shoulders, mumbling back, sighing, pulling faces, arguing back - Rudeness - Moving when you shouldn't - Being unkind - Poor listening skills - Lack of effort/ focus - A poor attitude to school life 	<p>Each RED warning - RED sticker in your planner for parents to sign.</p> <p>1st - RED sticker in your planner for parents to sign.</p> <p>2nd - RED sticker in your planner for parents to sign. You will be sent to your Key Stage Leader. Your teacher will speak to your parent.</p> <p>3rd - RED sticker in your planner for parents to sign. You will be sent to your Key Stage Leader. Your teacher will speak to your parent with your Key Stage Leader.</p> <p>4th - RED sticker in your planner for parents to sign. You will be sent to the Deputy Head. Your teacher will speak to your parent with Mrs Stanton. Your play / lunch timer will be limited. You will lose the end of term treat.</p> <p>5th - a RED sticker will be put in the planner for parents to sign. NM to call parents in for a meeting.</p>
GREY <ul style="list-style-type: none"> • You will be sent to Mrs Miller or Mrs Stanton • Your play / lunch timer will be limited • Teacher will date chart & fill in behaviour log • Key Stage Leader/ Deputy / Head teacher will see your parent at the end of the day. • Depending on the offence, you could lose several minutes of 5 mins time of golden time and get red warning. Eg. you could lose 2x minutes of 5 mins and get 2 red warning stickers. It could be 5. 	<ul style="list-style-type: none"> - refusal to do what an adult asks, - physical violence, - backchat, - offensive language directed at people. 	



What will happen?

Examples of behaviour:

GOLD is great!

- Gold sticker to wear 😊
- Gold sticker in planner 😊
- Gold sticky dot on wall 😊
- After 5 times on GOLD, you will get a certificate from Mrs Miller in assembly.

GOLD is awarded for consistently maintaining the standards in SILVER and is given when silver has been achieved 5x in a term.

SILVER is super!

- Silver sticker to wear 😊
- Silver sticker in planner 😊
- Silver sticky dot on wall 😊
- After 5 times on SILVER, you will get a GOLD.

- Respectful at all times
- Polite and courteous at all times.
- e.g. holding doors open
- Kind and caring at all times

- Listening and engaging in learning
- High standard of work
- Persevering with tasks
- Ready to learn
- A positive attitude to school life

GREEN is good!
EVERYONE STARTS
on green every
morning.

- Respectful
- Effort (doing your best)
- Polite
- Kind
- Listening well
- Sitting properly

- Producing a good standard of work
- Ready to learn (planner, pencil, reading book, PE kit)
- Correct uniform
- Lining up sensibly
- The right attitude to school life



ORANGE = 1st

WARNING

- Teacher will date chart
- 5 oranges on separate days = 1 red (5 mins Golden Time lost).

- Not ready to learn. e.g. no planner, no pencil, no P.E. kit etc.
- Disrespect: rolling eyes, shrugging shoulders, mumbling back, sighing, pulling faces, arguing back
- Rudeness

- Being unkind
- Moving when you shouldn't
- Poor listening skills
- Lack of effort/ focus
- Incorrect uniform (not tucking shirt in, trainers, no tie)
- Not lining up sensibly
- A poor attitude to school life

RED = 2nd orange

WARNING (in 1 day)

- Teacher will date chart (& fill in behaviour log on computer)
- RED sticker in planner
- 5 mins golden time lost
- 5 mins time out in another class
- 5 mins make up the lost time at break/ lunch time.

- Not ready to learn. e.g. no planner, no pencil, no P.E. kit etc.
- Disrespect: rolling eyes, shrugging shoulders, mumbling back, sighing, pulling faces, arguing back
- Rudeness
- Moving when you shouldn't
- Being unkind
- Poor listening skills
- Lack of effort/ focus
- A poor attitude to school life

Each RED warning = RED sticker in your planner for parents to sign.

1st = RED sticker in your planner for parents to sign.

2nd = RED sticker in your planner for parents to sign.

3rd = RED sticker in your planner for parents to sign. You will be sent to your Key Stage Leader. Your teacher will speak to your parent.

4th = RED sticker in your planner for parents to sign. You will be sent to your Key Stage Leader. Your teacher will speak to your parent with your Key Stage Leader.

5th = RED sticker in your planner for parents to sign. You will be sent to the Deputy Head. Your teacher will speak to your parent with Miss Stanton. Your play / lunch times will be limited. You will lose the end of term treat.

6th = a RED sticker will be put in the planner for parents to sign. NM to call parents in for a meeting.



GREY

- You will be sent to the headteacher or deputy
 - Your play / lunch times will be limited
 - Teacher will date chart & fill in behaviour log
 - Key Stage Leader/ Deputy / Head teacher will see your parent at the end of the day.
 - Dependent on the scenario, you could lose several intervals of 5 minute slots of golden time and get red warnings. E.g. you could lose 2x intervals of 5 mins and get 2 red warning stickers. It could be 3.
- refusal to do what an adult asks,
 - physical violence,
 - backchat,
 - inappropriate language directed at people.

The examples do not list everything. There will be some incidents that need discretion and t



Stickers in planners

- ▶ After 5 times on SILVER, you will get a GOLD 😊.
- ▶ After 5 times on GOLD, you will get a certificate from Mrs Crook.

- ▶ 5 oranges on separate days (children aren't given orange stickers) = one red warning
- ▶ 5 red stickers in one term = loss of end of term treat
- ▶ Parents sign planner when RED sticker is given

Making an appointment



- If you would like to discuss anything, then please make an appointment to see your child's class teacher – the end of the day is best. If you feel that you need the KS manager (either Mr Baker or Mr Wade) to be involved, we can arrange this. If you have exhausted these two options and you are still not happy – then ring the office to book an appointment to see Miss Stanton – Deputy Headteacher.
- Finally, if we have still not been able to rectify your problem, ring to make an appointment with our Headteacher, Mrs Crook.



- ▶ We like to work together with parents; teachers may ask to see you at the end of the day to talk with you and your child. This may be to highlight things they've done well, support their learning or a behavioural issue. We work together to resolve issues.

Grandparents Day



DT Projects



Some Year One
fun to look
forward to!

Autumn
Investigations



Themed Days





Finally...

We hope that you have found this information useful. We provide an exciting curriculum for your child and aim to enable them to reach their full potential.

We are looking forward to teaching your children this year and working with you to help them develop into independent and confident learners so that they are ready for their next stage of learning.

We would like to thank you all for taking the time to read this and hope that we can work together to support your child.

If you have any questions, please ask them now or write them in your child's planner. Thank you.